



Roger at work

Bridging the understanding gap

Concentrate on excelling, not your hearing

The modern workplace can be a complicated listening environment, with its challenging open-plan spaces, group meetings, busy cafeterias and noisy factory floors. It's therefore an environment in which employees with hearing loss can find it particularly tough to join the discussion.

While modern hearing aid technology does a great job of helping people to understand more, many people with hearing loss still sometimes find it tricky to follow what is being said – especially when there is background noise and over distance. That's where Roger products come in.



Content

Introducing Roger	4
Roger microphones	7
In presentations	10
In meetings	11
Small meetings	11
Large meetings	11
Around the workplace	12
One-on-one conversations in noise	12
Group discussions in noise	13
In the car	15
Using technology	16
Cell phone calls	16
PC and multimedia	16
Roger receivers	17
Situations and recommendations	18
Join us online	19

K

f


h
5
2
9

Introducing Roger

The theory is simple: the more spoken words you can understand, the better the communication you can enjoy.

Roger enables people with hearing difficulties to hear and understand many more words than ever before.

This means you no longer need to struggle in big group meetings, on conference calls, or when there is lots of background noise. You can simply listen and get involved.



How does it work?

Roger systems feature discreet wireless microphones, used by the person speaking, and tiny Roger receivers that simply click onto your existing hearing aids, cochlear implants or Baha. The result? You hear the speaker's words directly in your ears, without any distracting background noise.

Full speech clarity

Roger digital technology has been scientifically proven to help hearing instrument users understand up to 62% more speech in noise and over distance than normal hearing people.

* Professor Thibodeau, Linda, PhD (2014), Comparison of speech recognition with adaptive digital and FM wireless technology by listeners who use hearing aids, University of Texas, Dallas, USA, The American Journal of Audiology (in press)

Hassle-free

Roger devices are extremely simple to use. They automatically adjust their own settings to suit the noise and speakers around you.

Highly discreet

Roger devices are small, lightweight and designed with discretion in mind.





Roger microphones

Choose the device that best suits your listening needs.



Roger Pen

The Roger Pen is a discreet, cutting-edge microphone with fully automated settings that boosts both single and group conversations. It features Bluetooth for easy cell phone calling and can also be used to hear audio from sources like Skype calls and video conferences.



Roger Clip-On Mic

The Roger Clip-On Mic is a lightweight mini microphone for single conversations that clips easily onto clothing of the partner. It offers the same leading sound quality and multimedia connection as the Roger Pen.

More on the flexible, intelligent Roger Pen

The Roger Pen is extremely easy to use. It automatically analyzes the surrounding noise level and detects its physical position, before using this data to configure its own settings and provide the best speech clarity possible – and all without you pressing a button.

Here are some great examples of how you can use it:

Conference style

Placing the Roger Pen on a flat surface such as a table automatically activates its 360-degree (omnidirectional) microphone setting, which picks up voices from all around.

Interview style

When you're in a large group of people, like at a conference or seminar, hold the Roger Pen like a reporter's microphone and point it at the person speaking to "zoom in" on their voice. This "zooming" also works when you want to understand a single person speaking softly and over distance.

Around the neck

When it's noisy and you want to focus on the words of one colleague over distance, hang the Roger Pen around their neck. This focuses the Roger Pen's microphone automatically on only their voice (this is also how the Roger Clip-On Mic works).



In presentations

Presentations and training sessions put distance between you and the speaker, and listening can get trickier still if the speaker walks around and faces different directions while talking.

When the speaker wears a Roger Pen around their neck, or clips on a Roger Clip-On Mic, their words are transmitted directly into your ears, loud and clear.

Aside from its speech performance and simplicity, an additional benefit of Roger technology is that you can connect several Roger microphones to your existing hearing devices at the same time. If there are several people presenting, or a presentation involves an interactive Q&A session, simply connect these to your existing hearing devices, then have each speaker talk into a different Roger microphone.

5

2

b

z

6

In meetings




Meetings can make for difficult listening. Colleagues sometimes all speak at once, secondary conversations add to the surrounding noise, and the distance between you and someone at the other end of the table can add to the challenge.

Fortunately, with Roger you hear only the important speech sounds you want to hear, wherever you sit in the room.

Recommended:

In small meetings place the Roger Pen in the center of the table, conference style, to pick up voices from all around.

In large meetings with several speakers, connect several Roger microphones to your hearing devices. Then hand a microphone to each speaker to ensure you don't miss a word.



Around the workplace

One-on-one chats and group conversations would be easy if they took place in silent rooms. However, they often take place instead in public places such as hallways, cafeterias, and parking lots, meaning background noise quickly becomes an issue. Roger provides the extra boost you need to help you communicate effectively.

One-on-one conversations in noise

When surrounded by distracting noise, the most effective approach is to hang the Roger Pen around your colleague's neck or clip the Roger Clip-On Mic on their collar. This guarantees the very best speech signal, freeing you up to devote all your energy to the discussion at hand.






Group discussions in noise

When it's very noisy or there are several speakers, catching every word can be a particularly demanding challenge. Roger technology overcomes this challenge by allowing you to use several microphones at the same time.

Recommended:

Simply connect these microphones to your existing hearing technology as normal, then hand a Roger microphone to each speaker to hear every word everyone says.





In the car



For many employees the car is more than just a vehicle for commuting; it's a mobile office. Thanks to the ever-present hum of road noise, however, it is also one of the most difficult listening environments for

people with hearing loss, which can make hands-free phone conversations, hearing GPS commands, and talking with travel partners a struggle. The answer is Roger.

Recommended:

For the best possible understanding, ask colleagues travelling with you to wear the Roger Pen around the neck or attach the Roger Clip-On Mic to their collar.

When using an in-car GPS system, simply connect Roger Pen or Roger Clip-On Mic using the audio cable provided to hear navigation commands directly in your ears.

Using technology

Cell phone calls

As people become more mobile and travel more for work, cell phones and smartphones are becoming truly essential work tools. However, phone calls can be a real challenge for people with hearing loss. The Roger Pen includes the very latest Bluetooth technology, allowing you to connect

and hear cell phone calls directly through your hearing aids or CI. Simply pair the Roger Pen with your Bluetooth cell phone to catch every word in high-definition sound quality – calls will become easier to understand and you'll keep both hands free.



PC and multimedia

Technologies like video conferencing systems and Internet calling are used more and more in today's modern office. Roger makes hearing their audio easy; simply connect your Roger microphone, using the audio cable provided, to bring these essential sounds directly into your ears.

Roger receivers

With three types of receivers available there is a Roger solution for you, whatever hearing aids, cochlear implants or Baha you wear.



Roger design-integrated

These are designed to click onto Phonak hearing aids. They are also available for selected cochlear implants from Advanced Bionics and Cochlear.



Roger X

This miniature universal Roger receiver is compatible with virtually every behind-the-ear hearing aid, Baha and cochlear implant speech processor.



Roger MyLink

This affordable Roger receiver works with any hearing aid or cochlear implant that features a telecoil.



Situations and recommendations

Learn which Roger microphone best suits each different listening situation.

Situation	Roger Pen	Roger Clip-On Mic
Several talkers in noise and over distance* – Meetings – Conferences – Presentations – Lunches	● ● ● ●	
A single talker speaking softly and over distance	●	
A single talker in noise and over distance – Discussion with a colleague in a car – Discussion with a colleague in a cafeteria – Discussion with a colleague in a hallway	● ● ●	● ● ●
Listening to multimedia – Audio, PC, video conferences	●	●
Cell phone calls via Bluetooth	●	
Skype call via Bluetooth	●	

* Understanding multiple conversation partners in noise and over distance is also possible using multiple Roger Clip-On Mics (one per conversation partner).

Take the next step

To find out which Roger system is best for you, talk to your hearing care professional or read more at www.phonak.com/phonak-roger



Join us online

There is a whole host of useful Roger-related Web pages and tools online. Why not try them today?

The Roger Pen difference

Explore how much more you could hear.

www.phonak.com/boost

Roger Pen

Explore more of its cutting-edge benefits.

www.phonak.com/rogerpen

Roger Clip-On Mic

Learn more about this handy device.

www.phonak.com/rogercliponmic

HearingLikeMe

An online community for anyone whose life has been touched by hearing loss.

www.hearinglikeme.com

Facebook

The very latest Phonak updates in one handy, shareable place.

www.facebook.com/Phonak

Twitter

Bite-sized Phonak updates in 144 characters or less.

www.twitter.com/phonak

YouTube

The official Phonak YouTube channel is full of inspiring and educational content – from product movies and celebrity ambassadors to those heart-warming moments when an infant hears for the first time.

www.youtube.com/phonakofficial



Life is on

We are sensitive to the needs of everyone who depends on our knowledge, ideas and care. And by creatively challenging the limits of technology, we develop innovations that help people hear, understand and experience more of life's rich soundscapes.

Interact freely. Communicate with confidence.
Live without limit. Life is on.

www.phonak.com

