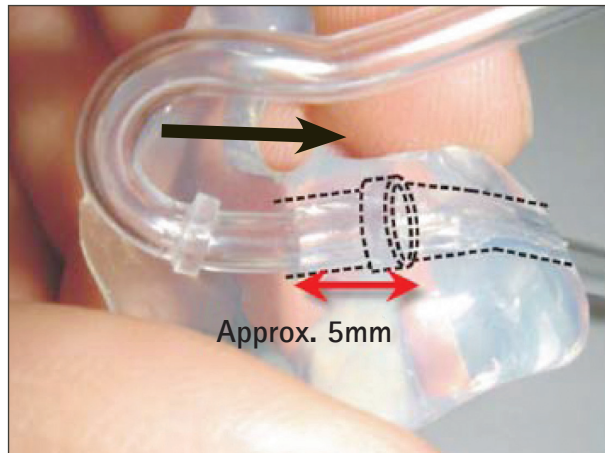


Custom Earmold & Swim Plug Order Form

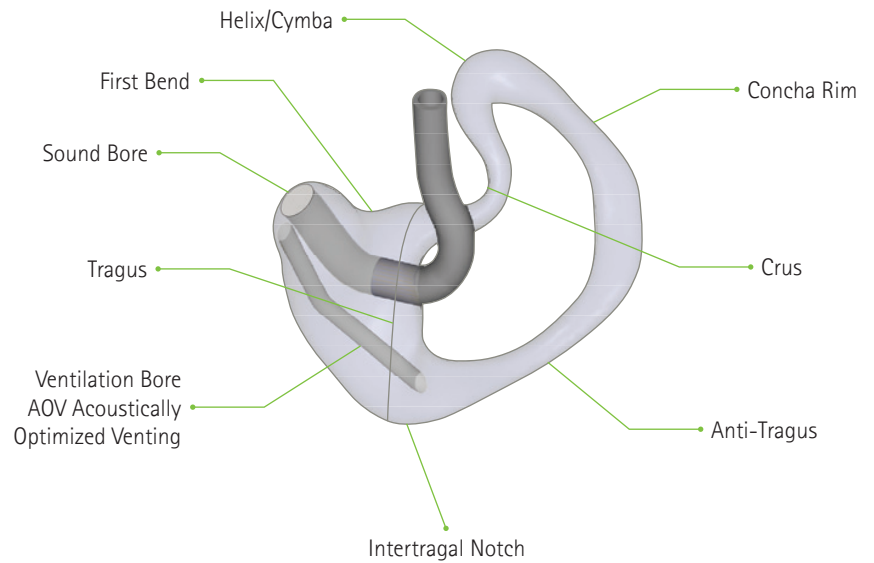
Prelocked Tubing (TRS)

Standard for all soft earmolds.



Earmold Areas

Diagram showing ear areas with names.



Earmold Colours



Clear/Transparent (21)



Rose Tint (T)



Black (06)



Blue (07)



Purple (08)



Red (10)



Orange (11)



Green (17)



Yellow (20)



Beige (26)

Swim Plug Colours



Blue (07)



Red (10)



Green (17)



Yellow (20)



Beige (26)



Light Blue (34)

Custom Earmold & Swim Plug Order Form

Please note that changes cannot be made without calling.

Date: ____ / ____ / ____
DD MM Year

PO#: _____

Attention to
(at Phonak): _____

STEP 1: General Information

Ship to Account Number:

Phone#:

Company Name:

Address:

Contact Name (Audiologist/Dispenser):

First Name:

Last Name:

Date of Birth: ____ / ____ / ____
(Pediatric orders only) DD MM Year

L	<input type="text"/>	<input type="text"/>	<input type="text"/>	<input type="text"/>	<input type="text"/>	<input type="text"/>
R	<input type="text"/>	<input type="text"/>	<input type="text"/>	<input type="text"/>	<input type="text"/>	<input type="text"/>
	250	500	1K	2K	3K	4K

Please include audiogram with all orders. Audiogram required for Acoustically Optimized Venting (AOV).

Bill to Account Number:

Phone#:

Company Name:

Address:

Claim Type: AADL BCEHP CNESST Eastern Health
 Greenshield ISC (NIHB) Manitoba Health Nisg'a
 ODSP REGIE Supp.Health VAC, DND, RCMP WCB-AB
 WCB-MB WCB-NS WCB-SASK WCB-Yukon
 Workplace NL, WS-NB, WCB-PEI WS-BC WSIB
 Other: _____

Claim # (Required): _____
(Please Specify)

STEP 2: Order Information

A) Please send earmold(s) only

B) Please send earmold(s) with BTE hearing instrument(s):

L Model: _____ Colour: _____

R Model: _____ Colour: _____

Please also send me the following accessories: _____

C) Swim Plugs (Please go to step 5)

STEP 3: Configuration

Venting

AOV Acoustically Optimized Vent (Audiogram required)

OR

Vent Size (Customer specified):

L: _____ R: _____









Ear Texture

Soft Avg. Firm

Canal Length

Short Med. Long

STEP 4: Earmold Style

							
Canal Mold	Canal Lock	Helix Lock	Semi Skeleton	Skeleton	Carved Half Shell	Carved Full Shell	Full Shell
<input type="checkbox"/> L <input type="checkbox"/> R	<input type="checkbox"/> L <input type="checkbox"/> R	<input type="checkbox"/> L <input type="checkbox"/> R	<input type="checkbox"/> L <input type="checkbox"/> R	<input type="checkbox"/> L <input type="checkbox"/> R	<input type="checkbox"/> L <input type="checkbox"/> R	<input type="checkbox"/> L <input type="checkbox"/> R	<input type="checkbox"/> L <input type="checkbox"/> R

STEP 5: Materials and Colours

S = Standard

<input type="checkbox"/> Please indicate if Swim Plug is for a Lyric wearer		Colour										Lacquer		
		Clear (21)	Rose Tint (T)	Black (06)	Orange (11)	Purple (08)	Red (10)	Blue (07)	Green (17)	Yellow (20)	Beige (26)	Light Blue (34)	Glossy Finish	No Lacquer (Clear only)
Acrylic Hard (Lucite)	<input checked="" type="checkbox"/> L <input checked="" type="checkbox"/> R	S											S	
Silicone Soft 60	<input type="checkbox"/> L <input type="checkbox"/> R	S											S	
Silicone Very Soft 40	<input type="checkbox"/> L <input type="checkbox"/> R	S											S	
Swim Plug - Floatable Silicone	<input type="checkbox"/> L <input type="checkbox"/> R													

STEP 6: Tube/Connector Details

- Soft earmolds come standard with prelocked tubing (TRS).
- Hard earmolds come standard with glued tubing.
- Tube/Connectors are only available in clear/transparent.
- 13M is standard for acrylic and 13T is standard for silicone.

Tubing		
13 Medium Tube 13M*	<input type="checkbox"/> L	<input type="checkbox"/> R
13 Thick Wall Tube 13T	<input type="checkbox"/> L	<input type="checkbox"/> R
13 Dry Wall Tube 13D*	<input type="checkbox"/> L	<input type="checkbox"/> R
13 Dry Thick Wall Tube 13W	<input type="checkbox"/> L	<input type="checkbox"/> R

*Not available with Prelocked Tubing

SlimTube		Please indicate Tube length (00*/0/1/2/3)	
SlimTube 3.0 (Bolero B, Sky B-M, -P, & -PR)		L	R
SlimTube 4.0 (Paradise, Marvel BTEs)		L	R
Power SlimTube II (Sky B-SP & -UP, Naida B-SP & -UP)		L	R

**00 only available in SlimTube 4.0

Special Instructions:

