

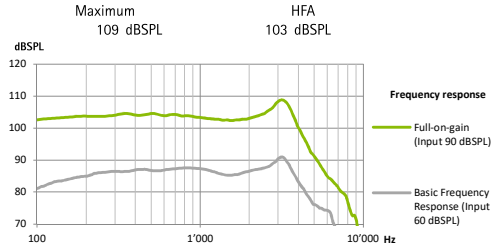


## Phonak Virto M-10 NW O (M90/M70/M50/M30)

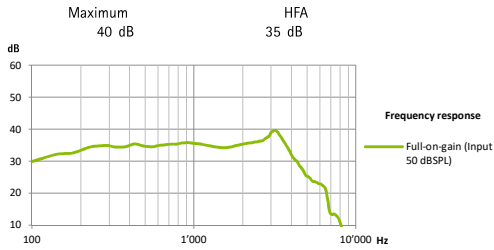
### M Receiver 2 cm<sup>3</sup> coupler data

ANSI / ASA S3.22-2014  
IEC 60118-0 : 2015

#### Output sound pressure level

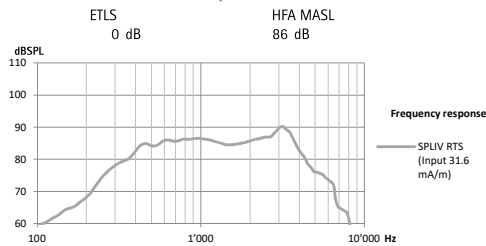


#### Acoustic gain



Frequency range	<100 Hz - 7000 Hz			
Total harmonic distortion	500 Hz	800 Hz	1600 Hz	3200 Hz
	1.0%	1.5%	1.0%	1.0%
Battery current	1.0 mA			
Equivalent input noise level	19 dB SPL			

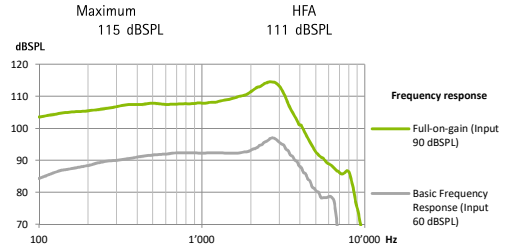
#### Induction coil sensitivity



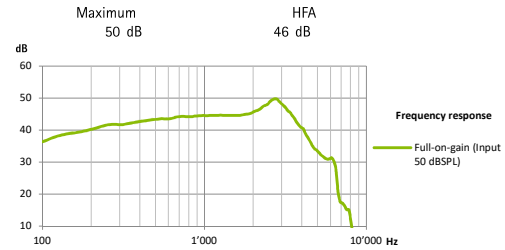
### P Receiver 2 cm<sup>3</sup> coupler data

ANSI / ASA S3.22-2014  
IEC 60118-0 : 2015

#### Output sound pressure level

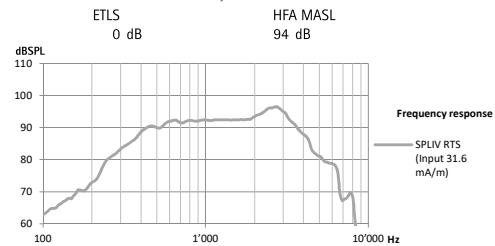


#### Acoustic gain



Frequency range	<100 Hz - 6700 Hz			
Total harmonic distortion	500 Hz	800 Hz	1600 Hz	3200 Hz
	1.0%	1.0%	1.0%	1.0%
Battery current	1.0 mA			
Equivalent input noise level	19 dB SPL			

#### Induction coil sensitivity



#### General test information

- Supply voltage 1.3 V / impedance 6.2 Ω
- Specific measurement settings are used. RTS adjustment with volume control
- The device is operating in linear mode
- Low-level expansion is active
- Unless otherwise specified, all data obtained are measured with 5 mm tubing and Phonak Target measurement settings



**WARNING:** Changes or modifications to the hearing aid that are not explicitly approved by the manufacturer are not permitted. Such changes may damage the ear or the hearing aid

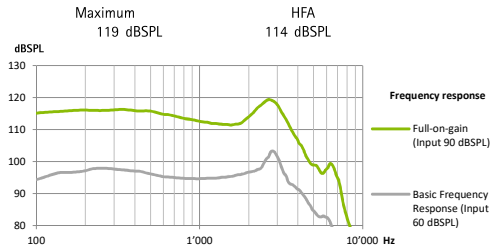


## Phonak Virto M-10 NW O (M90/M70/M50/M30)

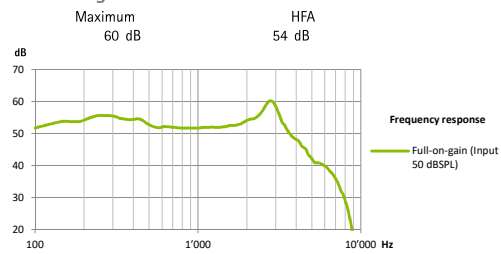
### SP Receiver 2 cm<sup>3</sup> coupler data

ANSI / ASA S3.22-2014  
IEC 60118-0 : 2015

#### Output sound pressure level



#### Acoustic gain



Frequency range	<100 Hz - 7000 Hz			
Total harmonic distortion	500 Hz	800 Hz	1600 Hz	3200 Hz
	1.0%	1.0%	1.0%	1.0%
Battery current	1.0 mA			
Equivalent input noise level	19 dBSPL			

#### Induction coil sensitivity

