

# Virto™ P Order Form

## Additional Information

## Shell & Faceplate Colour Options



Virto P-Titanium



Virto P-10 NW O



Virto P-312 NW O



Virto P-312

### SHELL



Titanium Grey



Transparent



Pink



Brown



Black



Red  
Transparent



Blue  
Transparent

### FACEPLATE



Black



Cocoa



Pink



Pink



Cocoa

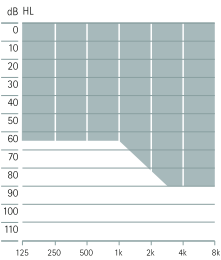


Brown

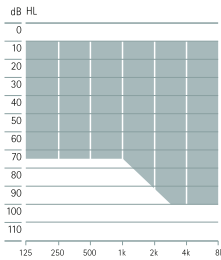


Black

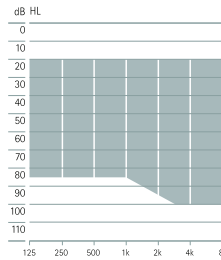
## Fitting Ranges



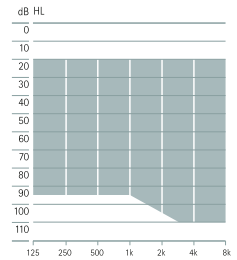
Mild to moderate (M) 40/109



Mild to moderately-severe (P) 50/115



Moderate to severe (SP) 60/119



Moderate to severe/profound (UP) 70/127

## Titanium Information

### Titanium FitGuide

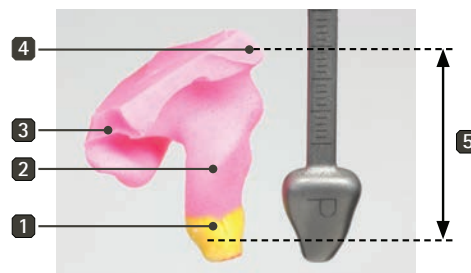
Measure the possible insertion depth. The device will be built in accordance with the indicated FitGuide value. If the measurement falls between two numbers, please use the smaller number.

- Side M – for devices with M-receiver
- Side P – for devices with P-receiver
- Models with SP receiver will be built without FitGuide information

### Impression Taking

Recommendations for taking impressions:

- 1 EasyView Otoblock placed past the second bend
- 2 Low viscosity material
- 3 Always fill the complete concha with impression material
- 4 Intertragal notch must be visible
- 5 When fitting Titanium, impression length must cover the evaluated FitGuide value



Check out our video on how to take ear impressions!



