

Phonak Roger Upgrader™

Roger On™ firmware update quick guide

Roger Upgrader™ is a tool designed to update the firmware of your Roger On device, for maximum efficiency.

Pre-requisites

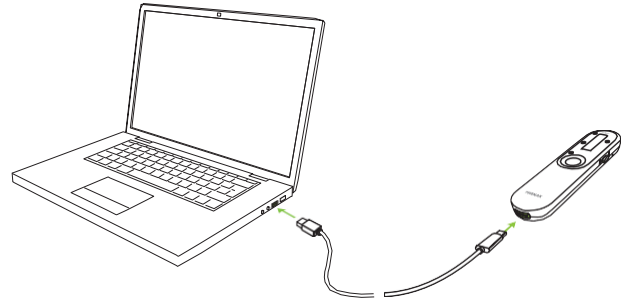
1. Download Roger Upgrader 1.27 or higher



2. Install Roger Upgrader and open the application

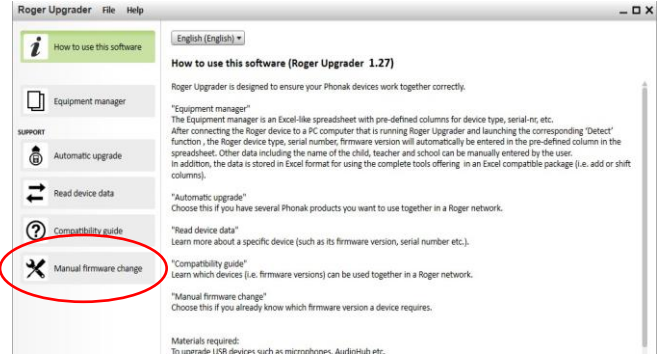
1

Connect your Roger microphone to your computer using the cable provided



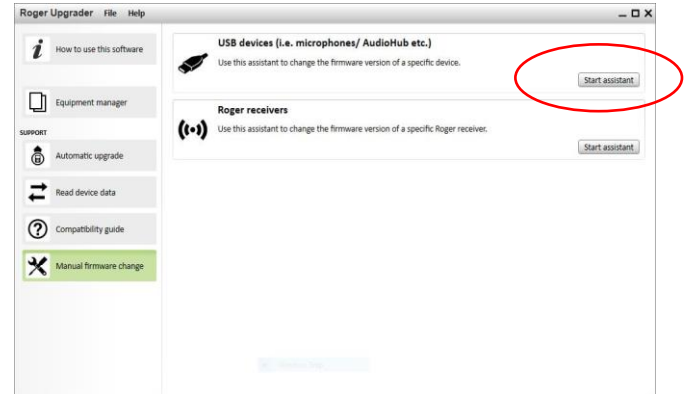
2

Click on "Manual firmware change"



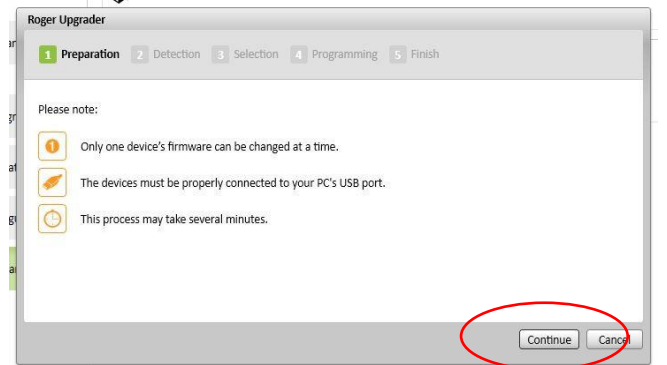
3

Click on "Start assistant"



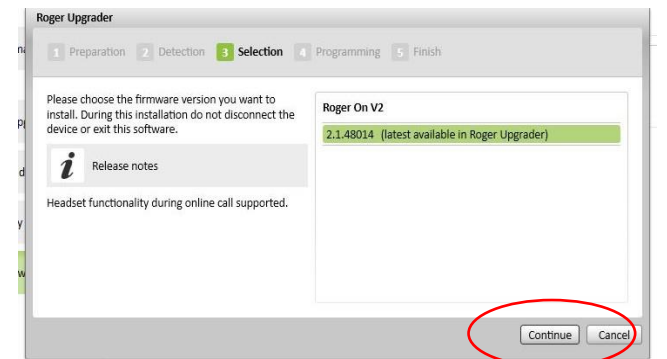
4

Click on "Continue"



5

Select the firmware version and click on "Continue"





Sonova Communications •
Herrenschwandweg 4 •
3280 Murten • Switzerland

www.phonak.com/roger

sonova
HEAR THE WORLD

