

Nios micro

Product information



Nios micro provides maximal hearing outcomes and benefits for children of all ages with a mild to moderately-severe hearing loss. With its unique feature, SoundRecover, Nios micro gives children the high frequencies they need to minimize delays in speech and language development. Nios micro provides access to Phonak's state-of-the-art FM technology and with the wireless CORE platform, opens the door to a wide range of accessories, which improves the

communication and hearing outcomes quality in all thinkable situations and with all available devices. Furthermore, Nios micro features a unique tamperproof battery door that is safe from inquisitive fingers. It tucks snugly behind the ear and with the option having a mini hook, a standard hook or an open fitting, Nios micro grows with the child. Nios micro is available in two performance/price levels.

Features/Functions

	Nios micro III	Nios micro V
SoundFlow	Standard	Advanced
WhistleBlock Technology	■	■
Manual Programs	2 free and 2 FM and/or T-Coil	4 (free configuration)
SoundRecover	■	■
Directionality	digital AudioZoom	VoiceZoom (12 channels)
Real Ear Sound		■
NoiseBlock Processing	6 channels	16 channels
WindBlock Management		■
QuickSync		■
DataLogging	■	■
CableFree Fitting via iCube	■	■
Accessories		
iCom	■	■
Click'nTalk	■	■
myPilot	■	■
iView	■	■
KeyPilot2 / WatchPilot2	■	■
FM Solution AS12/ML12i	■	■

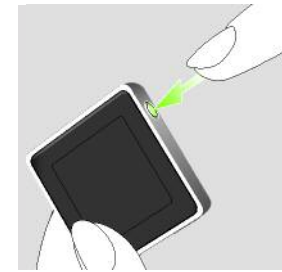
Fitting software

- iPFG version 2.4 or higher, NOAH compatible

Hardware

- PC (IBM compatible) with iCube, NOAHlink and/or HI-PRO interface

CableFree Fitting with iCube



1. Switch iCube on and check the Bluetooth connection to the computer.



2. Put iCube around the patient's neck and connect the neckloop to the iCube.

Programming

Connecting the programming cable to a Nios micro



1. Open the battery compartment.



2. Plug the programming plug into the socket. Use the programming cable CS-44 A (Phonak version) only.



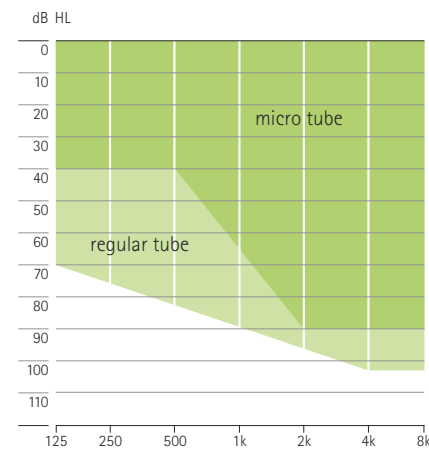
PHONAK life is on

Key features

BTE		Nios micro III	Nios micro V
Performance profile		micro tube / HE9 680	micro tube / HE9 680
Maximum Power Output (dB SPL)	2 cc coupler	124/125	124/125
	Ear Simulator	129/131	129/131
Maximum gain (dB)	2 cc coupler	53/55	53/55
	Ear Simulator	61/63	61/63
Frequency range – 2 cc coupler (Hz)		<100 – 7100	<100 – 7100
Battery size		13	13
Working current (mA)		1.3	1.3

Fitting ranges


Nios micro



Mild to moderately-severe hearing loss, all audiometric configurations

Technical description

- 1 Transparent hook (or SlimTube)
- 2 Sound outlet
- 3 Miniature microphone with protector
- 4 Push button
- 5 Access to programming socket
- 6 Serial number
- 7 Battery compartment with ON/OFF switch
- 8 Dome or SlimTip (small image)
- 9 Retention
- 10 micro tube (or transparent hook)



Options

	Nios micro III	Nios micro V
Hook		
mini hook HE9 680	S	S
mini hook HE9	O	O
hook HE9 680	S	S
hook HE9	O	O
micro tube with SlimTip/Dome	O	O
Tamper proof battery compartment without push button	S	S
Standard battery compartment with push button	S	S
Standard battery compartment without push button	O	O
Volume control on push button	O	O
EasyPhone/EasyFM	S	S
TeleCoil	S	S

S = Standard O = Optional

Accessories

	Nios micro III	Nios micro V
iCom with EasyAudio and EasyBluetooth	■	■
Click'nTalk	■	■
myPilot	■	■
iView	■	■

FM Solutions

	Nios micro III	Nios micro V
Design integrated FM receiver ML12i	■	■
Universal FM receivers	■	■
FM Transmitters	■	■

Color options:

Nios micro colors

Beige (01), Brown (03), Pure transparent (13), Light pink (33), Light blue (34), Taupe (35), Purple transparent (38), Palladium (40), Sahara (64), Cobalt (65), Graphite (66), Safari Stripes (B3), Savannah Beauty (B4)

FM Colors

ML12i: Beige (01), Brown (03), Light Gray (04), Gray (23), Light pink (33), Light blue (34), Taupe (35), Palladium (40), Sahara (64), Cobalt (65), Graphite (66), Cinnamon (67)

AS12: Beige (01), Brown (03), Taupe (35), Palladium (40)