

Versáta

Versáta micro

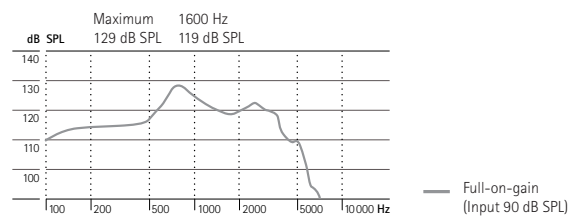
Technical Data



Ear simulator data

EN / IEC 60118 and IEC 60711

Output sound pressure level

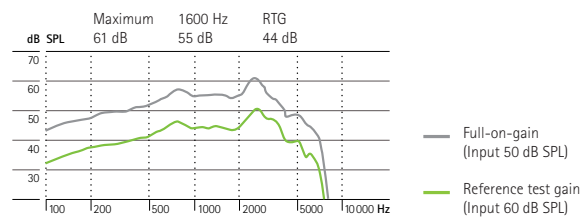


Small moderate power microBTE, battery size 13 (for fitting range, product details, and available options, please see "Versáta Product Information" or visit www.phonak.com).

Unless otherwise specified, all data obtained are measured in a closed configuration with a straight measurement micro tube (Art. No. 004-1393) and a coupling disc (Art. No. 002-0412) onto a HA-1 coupler (ANSI-S3.7-1995) or an occluded-ear simulator (EN 60711, coupling arrangement according to fig. 4 in the test standard), and in the iPFG measurement settings. For further information refer to the Fit'nGo micro Kit instructions.

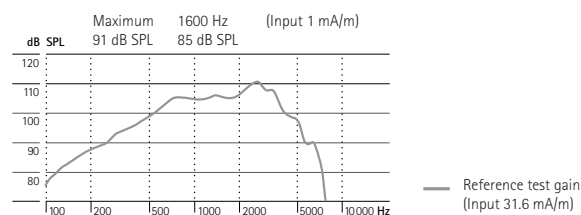
Note: Measurements with pure tones of a digital hearing instrument can result in a wavy frequency response. This is an artifact resulting from the use of a narrowband input signal and does not reflect the actual performance with naturally occurring broadband input signals.

Acoustic gain



Frequency range	<100 Hz – 7200 Hz		
Total harmonic distortion	500 Hz	800 Hz	1600 Hz
	0.5%	0.5%	1.0%
Battery current	Quiescent	Working	
	1.2 mA	1.3 mA	
Equivalent input noise level	19 dB SPL		

Induction coil sensitivity



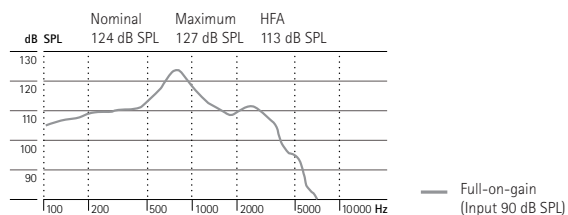
Dynamic data

Compression	Attack time	Recovery time
	1 ms	50 ms

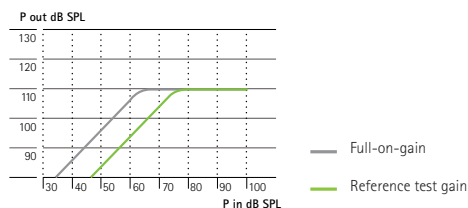
2cm³ coupler data

ANSI S3.22-2003

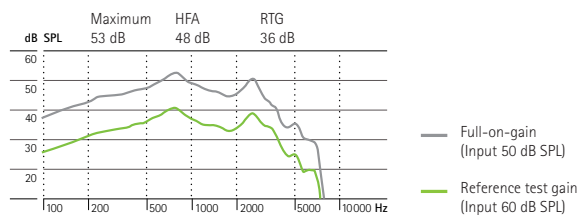
Output sound pressure level



Input / Output characteristics at 2000 Hz

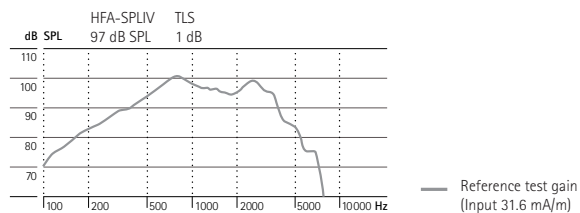


Acoustic gain



Frequency range	<100 Hz – 7100 Hz		
Total harmonic distortion	500 Hz	800 Hz	1600 Hz
	0.5%	0.5%	0.5%
Equivalent input noise level	19 dB SPL		

Induction coil sensitivity



Dynamic data

Compression	Attack time	Recovery time
	1 ms	50 ms