



Micro BTE with battery size 312 and adaptive digital AudioZoom

Ear simulator data

EN / IEC 60118 and IEC 60711

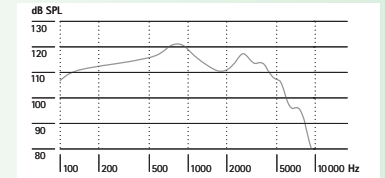
Output sound pressure level

(Input 90 dB SPL)

Maximum	1600 Hz
122 dB SPL	112 dB SPL

Frequency response

— Max. gain
(Input 90 dB SPL)



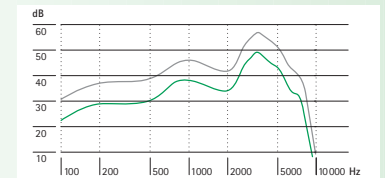
Acoustic gain

(Input 50 dB SPL)

Maximum	1600 Hz	RTG (FOG - 7 dB)
58 dB	43 dB	36 dB

Frequency response

— Max. gain
(Input 50 dB SPL)
— Reference test gain
(Input 60 dB SPL)
(FOG - 7 dB)



Frequency range (DIN 45605) <100 – 8400 Hz

Total harmonic distortion	500 Hz	800 Hz	1600 Hz
	0.5%	1.0%	1.5%

Battery current	Quiescent	Working
	1.0 mA	1.0 mA

Equivalent input noise level 19 dB SPL

Dynamic data

Compression	Attack time	Recovery time
	1 ms	10 ms

Measuring microEleva 100 dAZ

Unless otherwise specified, all data obtained are measured in a closed configuration with a straight measurement micro tube (Art. No. 004-1393) and a coupling disc (Art. No. 002-0412) onto a HA-1 coupler (ANSI-S3.7-1995) or an occluded-ear simulator (EN 60711, coupling arrangement according to fig. 4 in the test standard), and in the iPFG measurement settings. For further information refer to the Fit'nGo micro Kit instructions.

Measurements were taken in October 2005 and are subject to change without notice.

microEleva™ 100 dAZ

2 cm³ coupler data

ANSI S3.22-1996

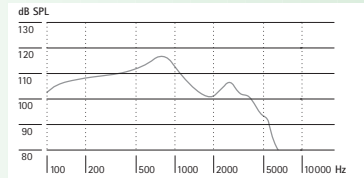
Output sound pressure level

(Input 90 dB SPL)

Maximum	HFA
117 dB SPL < 120 dB SPL	107 dB SPL

Frequency response

— Full-on-gain
(Input 90 dB SPL)

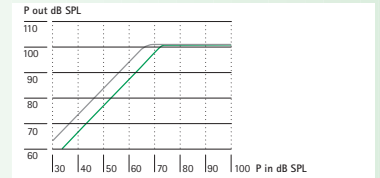


2 cm³ coupler data

Input / Output characteristics at 2000 Hz

— Full-on-gain

— Reference test gain



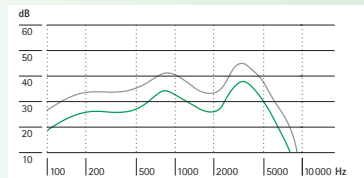
Acoustic gain

(Input 50 dB SPL)

Maximum	HFA	RTG
45 dB	37 dB	30 dB

Frequency response

— Full-on-gain
(Input 50 dB SPL)
— Reference test gain
(Input 60 dB SPL)



Frequency range	<100 – 7900 Hz		
Total harmonic distortion	500 Hz 0.5% < 3.5%	800 Hz 1.0% < 4.0%	1600 Hz 1.5% < 4.5%
Battery current	Quiescent 1.0 mA	Working 1.0 mA < 1.2 mA	
Equivalent input noise level	19 dB SPL < 22 dB SPL		

Dynamic data

Compression	Attack time	Recovery time
	1 ms	10 ms