

Canal / half shell with battery size 312 and adaptive digital AudioZoom

## Ear simulator data

EN / IEC 60118 and IEC 60711

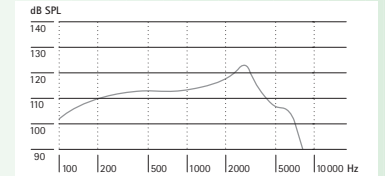
### Output sound pressure level

(Input 90 dB SPL)

Maximum	1600 Hz
123 dB SPL	115 dB SPL

### Frequency response

— Max. gain  
(Input 90 dB SPL)



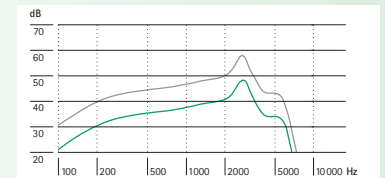
### Acoustic gain

(Input 50 dB SPL)

Maximum	1600 Hz	RTG
58 dB	49 dB	40 dB

### Frequency response

— Max. gain  
(Input 50 dB SPL)  
— Reference test gain  
(Input 60 dB SPL)



Frequency range (DIN 45605) 150 – 6500 Hz

Total harmonic distortion	500 Hz	800 Hz	1600 Hz
	2.0%	1.5%	1.5%

Battery current	Quiescent	Working
	1.0 mA	1.1 mA

Equivalent input noise level 19 dB SPL

Unless otherwise specified, all data obtained are measured with a 5 mm tubing in the dSC mode.

Measurements were taken in October 2005 and are subject to change without notice.

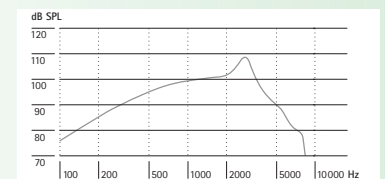
### Induction coil sensitivity

(Input 1 mA/m)

Maximum	1600 Hz
90 dB SPL	82 dB SPL

### Frequency response

— Reference test gain  
(Input 31.6 mA/m)



### Dynamic data

Compression	Attack time	Recovery time
	1 ms	10 ms

# Eleva™ 22 ITC / HS dAZ

## 2 cm<sup>3</sup> coupler data

ANSI S3.22-1996

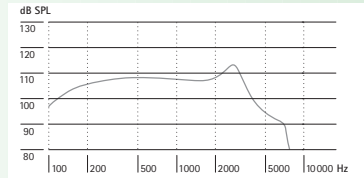
### Output sound pressure level

(Input 90 dB SPL)

Maximum	HFA
113 dB SPL < 116 dB SPL	109 dB SPL

### Frequency response

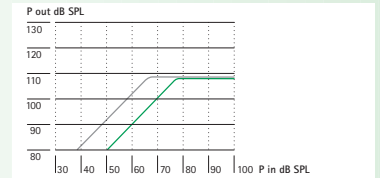
— Full-on-gain  
(Input 90 dB SPL)



## 2 cm<sup>3</sup> coupler data

### Input / Output characteristics at 2000 Hz

— Full-on-gain  
— Reference test gain



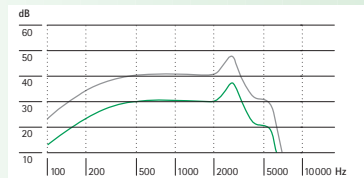
### Acoustic gain

(Input 50 dB SPL)

Maximum	HFA	RTG
48 dB	42 dB	32 dB

### Frequency response

— Full-on-gain  
(Input 50 dB SPL)  
— Reference test gain  
(Input 60 dB SPL)



Frequency range < 100 – 6400 Hz

Total harmonic distortion	500 Hz	800 Hz	1600 Hz
	1.5% < 4.5%	1.0% < 4.0%	1.0% < 4.0%

Battery current	Quiescent	Working
	1.0 mA	1.1 mA < 1.3 mA

Equivalent input noise level 19 dB SPL < 22 dB SPL

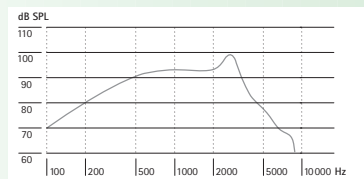
### Induction coil sensitivity

(Input 31.6 mA/m)

HFA – SPLIV	TLS
94 dB SPL	+2 dB

### Frequency response

— Reference test gain  
(Input 31.6 mA/m)



### Dynamic data

Compression	Attack time	Recovery time
	1 ms	10 ms