



CIC with battery size 10A

Ear simulator data

EN / IEC 60118 and IEC 60711

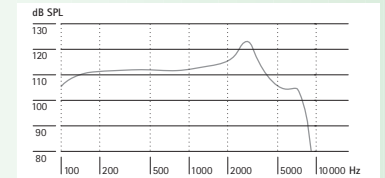
Output sound pressure level

(Input 90 dB SPL)

Maximum	1600 Hz
123 dB SPL	114 dB SPL

Frequency response

— Max. gain
(Input 90 dB SPL)



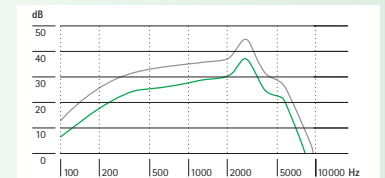
Acoustic gain

(Input 50 dB SPL)

Maximum	1600 Hz	RTG (FOG -7 dB)
45 dB	36 dB	29 dB

Frequency response

— Max. gain
(Input 50 dB SPL)
— Reference test gain
(Input 60 dB SPL)



Frequency range (DIN 45605) 150 – 6500 Hz

Total harmonic distortion	500 Hz	800 Hz	1600 Hz
	2.0%	1.5%	1.5%

Battery current	Quiescent	Working
	0.5 mA	0.6 mA

Equivalent input noise level 19 dB SPL

Dynamic data

Compression	Attack time	Recovery time
	1 ms	10 ms

Unless otherwise specified, all data obtained are measured with a 5 mm tubing in the dSC mode.

Measurements were taken in October 2005 and are subject to change without notice.

Eleva™ 11 CIC / MC

2 cm³ coupler data

ANSI S3.22-1996

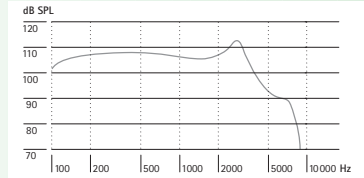
Output sound pressure level

(Input 90 dB SPL)

Maximum	HFA
113 dB SPL < 116 dB SPL	107 dB SPL

Frequency response

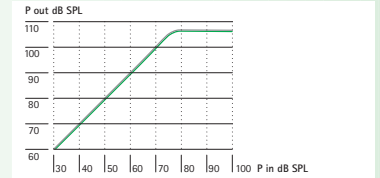
— Full-on-gain
(Input 90 dB SPL)



2 cm³ coupler data

Input / Output characteristics at 2000 Hz

— Full-on-gain
— Reference test gain



Acoustic gain

(Input 50 dB SPL)

Maximum	HFA	RTG
35 dB	31 dB	31 dB

Frequency response

— Full-on-gain
(Input 50 dB SPL)
— Reference test gain
(Input 60 dB SPL)



Frequency range	<100 – 6400 Hz		
Total harmonic distortion	500 Hz	800 Hz	1600 Hz
	1.5% < 4.5%	1.0% < 4.0%	1.0% < 4.0%
Battery current	Quiescent	Working	
	0.5 mA	0.6 mA < 0.7 mA	
Equivalent input noise level	19 dB SPL < 22 dB SPL		

Dynamic data

Compression	Attack time	Recovery time
	1 ms	10 ms